

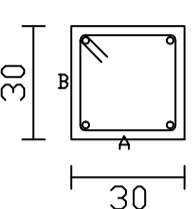
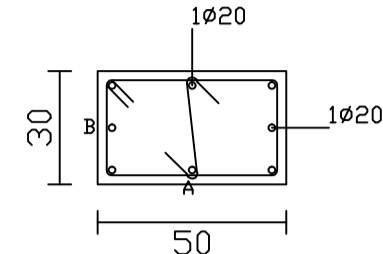
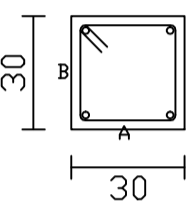
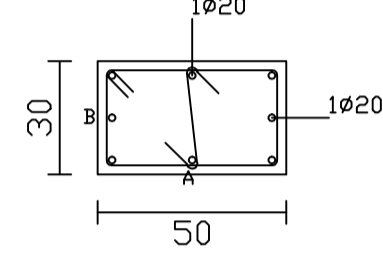
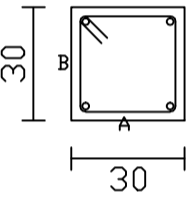
TABELLA PILASTRI QUOTA m: 0.00			
PIL.		PIL.	
1	L=328 LFER=436  STAFFE: 26*26 LTDT=116 #8/15 L= 86 #8/24 L= 156 #8/15 L= 86	5	L=420 LFER=528  STAFFE: 46*26 LTDT=156 #8/12 L= 50 #8/15 L= 75 #8/24 L= 220 #8/15 L= 75
2	L=110 LFER=218  STAFFE: 26*26 LTDT=116 #8/15 L= 110	6	L=420 LFER=528  STAFFE: 46*26 LTDT=156 #8/15 L= 125 #8/24 L= 220 #8/15 L= 75
3	L=420 LFER=528  STAFFE: 26*26 LTDT=116 #8/15 L= 125 #8/24 L= 220 #8/15 L= 75		

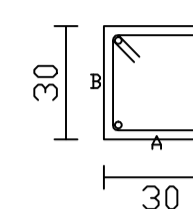
TABELLA PILASTRI QUOTA m: 1.10			
PIL.		PIL.	
2	L=310 LFER=418  STAFFE: 26*26 LTDT=116 #8/15 L= 74 #8/24 L= 162 #8/15 L= 74		

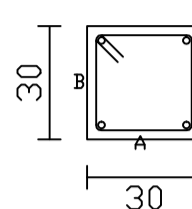
TABELLA PILASTRI QUOTA m: 3.28			
PIL.		PIL.	
1	L=92 LFER=200  STAFFE: 26*26 LTDT=116 #8/15 L= 92		

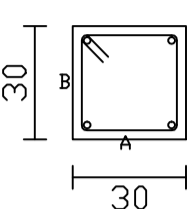
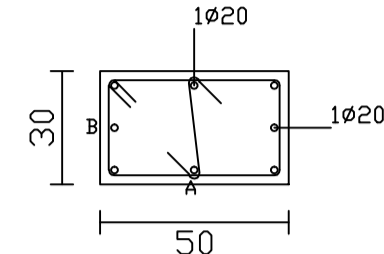
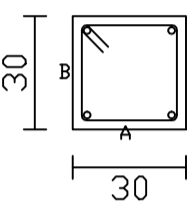
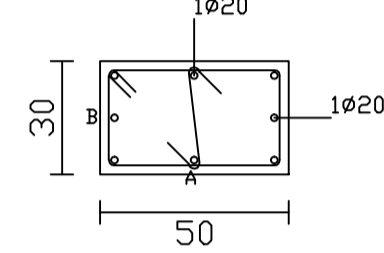
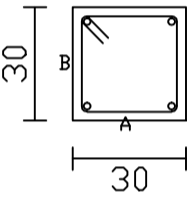
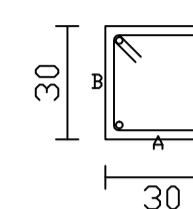
TABELLA PILASTRI QUOTA m: 4.20			
PIL.		PIL.	
1	L=292 LFER=400  STAFFE: 26*26 LTDT=116 #8/15 L= 63 #8/24 L= 166 #8/15 L= 63	5	L=365 LFER=473  STAFFE: 46*26 LTDT=156 #8/12 L= 50 #8/15 L= 53 #8/24 L= 209 #8/15 L= 53
2	L=73 LFER=181  STAFFE: 26*26 LTDT=116 #8/15 L= 73	6	L=365 LFER=473  STAFFE: 46*26 LTDT=156 #8/15 L= 105 #8/24 L= 205 #8/15 L= 55
3	L=365 LFER=473  STAFFE: 26*26 LTDT=116 #8/15 L= 105 #8/24 L= 205 #8/15 L= 55		

TABELLA PILASTRI QUOTA m: 4.93			
PIL.		PIL.	
2	L=292 LFER=400  STAFFE: 26*26 LTDT=116 #8/15 L= 51 #8/24 L= 190 #8/15 L= 51		

CARATTERISTICHE DEI MATERIALI

Calcestruzzo:
 Classe di resistenza C25/30
 Modulo di elasticità (E_m) = 31447 N/mm²
 Peso unità di volume γ_c = 24 kN/m³
 Resistenza caratteristica cubica a compressione R_{ck} = 30 N/mm²
 Classi di esposizione XC2 (condizioni ambientali ordinarie)
 Rapporto acqua/cemento = 0.50 (valore massimo)
 Contento minimo di cemento = 300 Kg/m³
 Classe di consistenza semifiacca "S3" abbassamento "slump" da 100 a 150 mm

Acciaio per cemento armato B450C (pilastri, travi, piastra, platoo, setti, diametri tra Ø6 e Ø40)
 Tensione caratteristica di snervamento: F_y = 450 N/mm² (valore nominale)
 Tensione caratteristica di rottura: R_m = 540 N/mm² (valore nominale)
 Allungamento minimo A_{gk} = 7.5 % (valore caratteristico, frattile 10%)

Acciaio per cemento armato B450A (solo per reti elettrodate e diametri compresi tra Ø5 e Ø10)
 Tensione caratteristica di snervamento: F_y = 450 N/mm² (valore nominale)
 Tensione caratteristica di rottura: R_m = 540 N/mm² (valore nominale)
 Allungamento minimo A_{gk} = 2.5 % (valore caratteristico, frattile 10%)

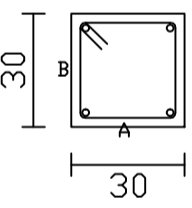
TABELLA PILASTRI QUOTA m: 7.12			
PIL.		PIL.	
1	L=73 LFER=181  STAFFE: 26*26 LTDT=116 #8/15 L= 73		

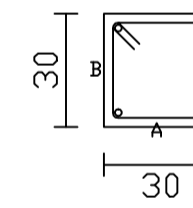
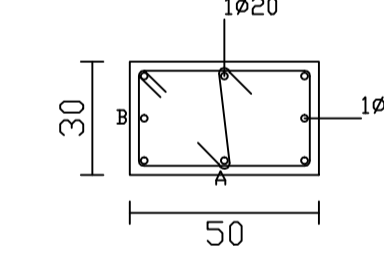
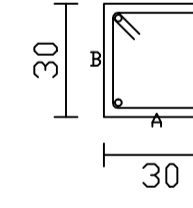
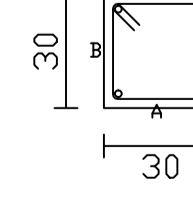
TABELLA PILASTRI QUOTA m: 7.85			
PIL.		PIL.	
1	L=292 LFER=400  STAFFE: 26*26 LTDT=116 #8/15 L= 55 #8/24 L= 182 #8/15 L= 55	5	L=365 LFER=473  STAFFE: 46*26 LTDT=156 #8/12 L= 50 #8/15 L= 57 #8/24 L= 201 #8/15 L= 57
2	L=73 LFER=181  STAFFE: 26*26 LTDT=116 #8/15 L= 73		
3	L=365 LFER=391  STAFFE: 26*26 LTDT=116 #8/15 L= 105 #8/24 L= 203 #8/15 L= 56		

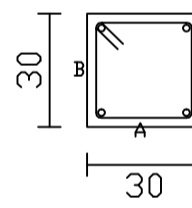
TABELLA PILASTRI QUOTA m: 8.58			
PIL.		PIL.	
2	L=292 LFER=400  STAFFE: 26*26 LTDT=116 #8/15 L= 51 #8/24 L= 190 #8/15 L= 51		

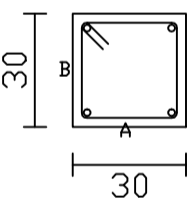
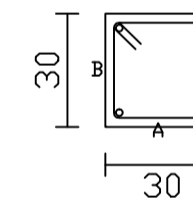
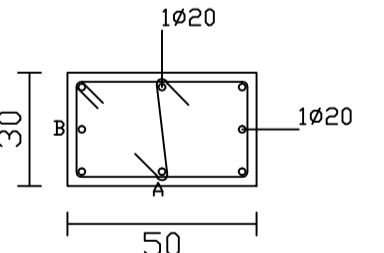
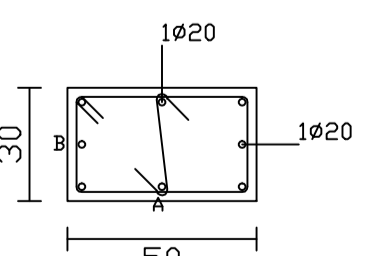
TABELLA PILASTRI QUOTA m: 10.77			
PIL.		PIL.	
1	L=73 LFER=181  STAFFE: 26*26 LTDT=116 #8/15 L= 73		

TABELLA PILASTRI QUOTA m: 11.50			
PIL.		PIL.	
1	L=230 LFER=256  STAFFE: 26*26 LTDT=116 #8/12 L= 58 #8/15 L= 45 #8/24 L= 88 #8/15 L= 45		
5	L=230 LFER=276  STAFFE: 46*26 LTDT=156 #8/12 L= 58 #8/15 L= 86 #8/24 L= 0 #8/15 L= 86		
6	L=230 LFER=276  STAFFE: 46*26 LTDT=156 #8/12 L= 58 #8/15 L= 86 #8/24 L= 0 #8/15 L= 86		

REGIONE SICILIANA

UFFICIO REGIONALE DI PROTEZIONE CIVILE


VISTO
IL RESPONSABILE DEL PROCEDIMENTO

VISTO

VISTO

VISTO

VISTO



PROGETTO PER LA NUOVA SEDE DI DISTACAMENTO VV.F. DI AUGUSTA (SR) 1° STRALCIO

ELABORATO N° **C.3.29.1** **RNU 2**

OGGETTO: **ELABORATI STRUTTURALI
CASTELLO DI MANOVRA - ESECUTIVI PILASTRI**

PROGETTO: **ESECUTIVO**

PROGETTISTI: **ING. ANNA PARRINO
ARCH. RAFFAELE VITIELLO**

COORD. SICUREZZA: **ING. MAURIZIO SCHILLACI
STUDIO GEOLOGICO
GEOL. CINZIA GURRIERI**